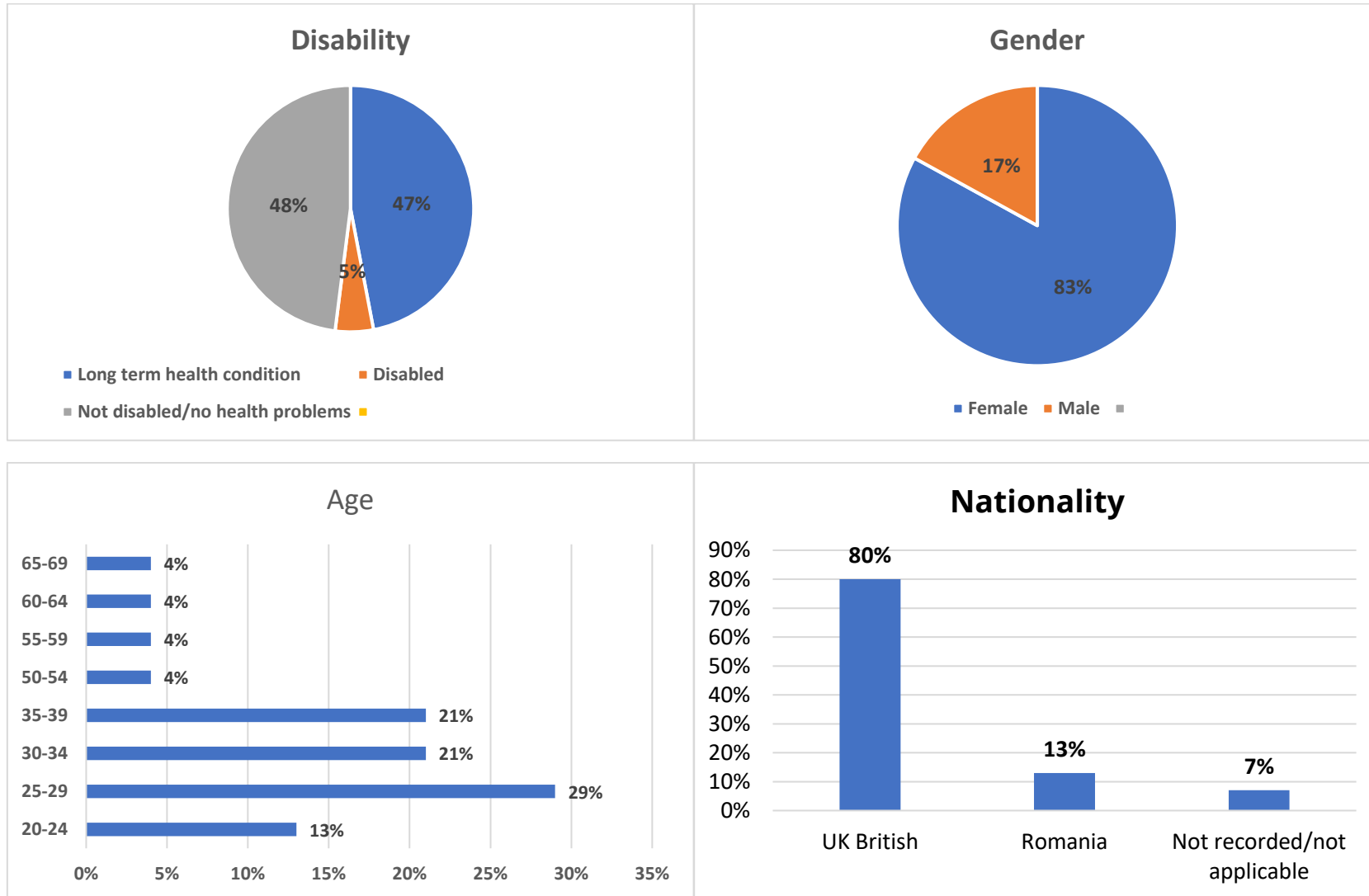


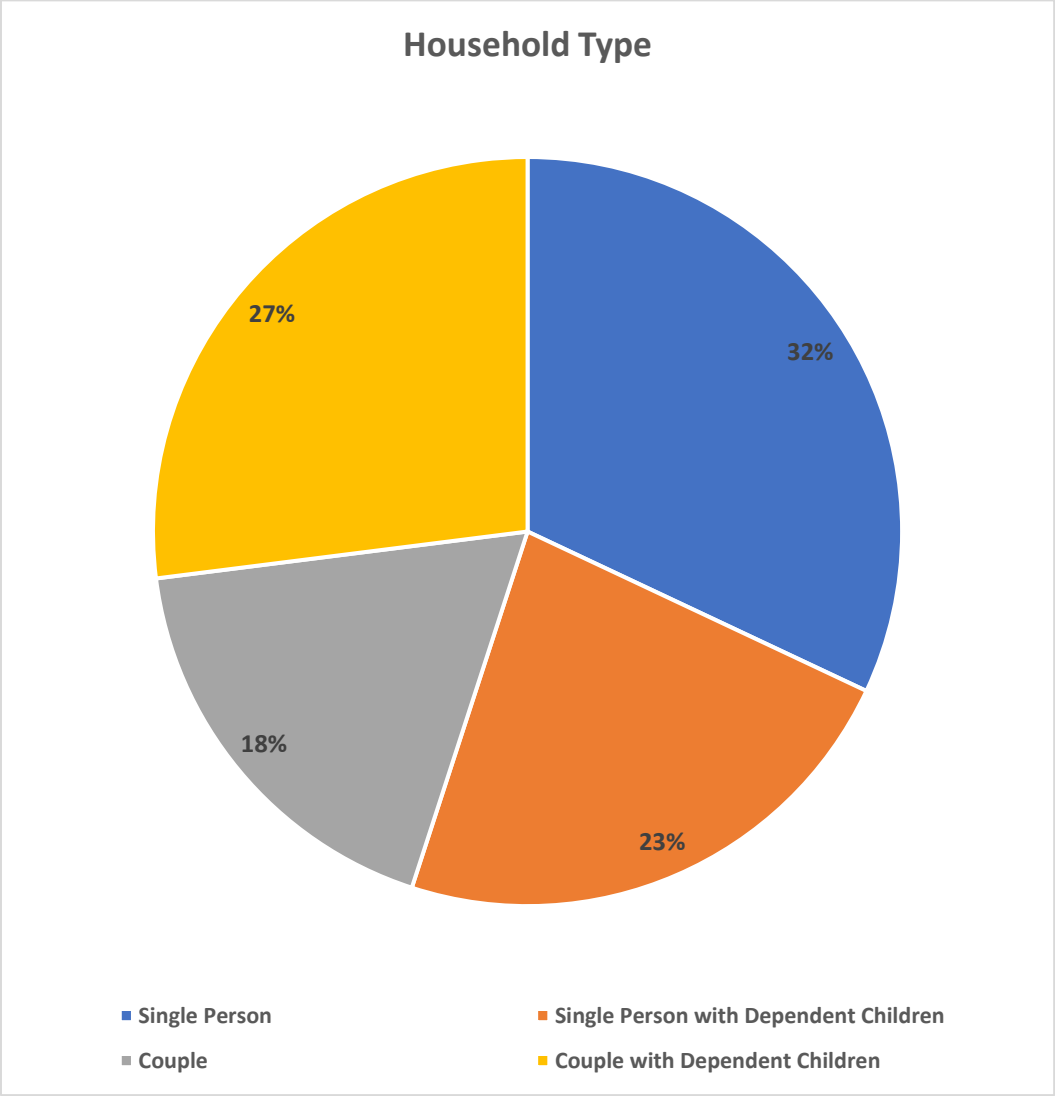


Tamworth Homelessness Prevention Project Report - Q1 2024/25

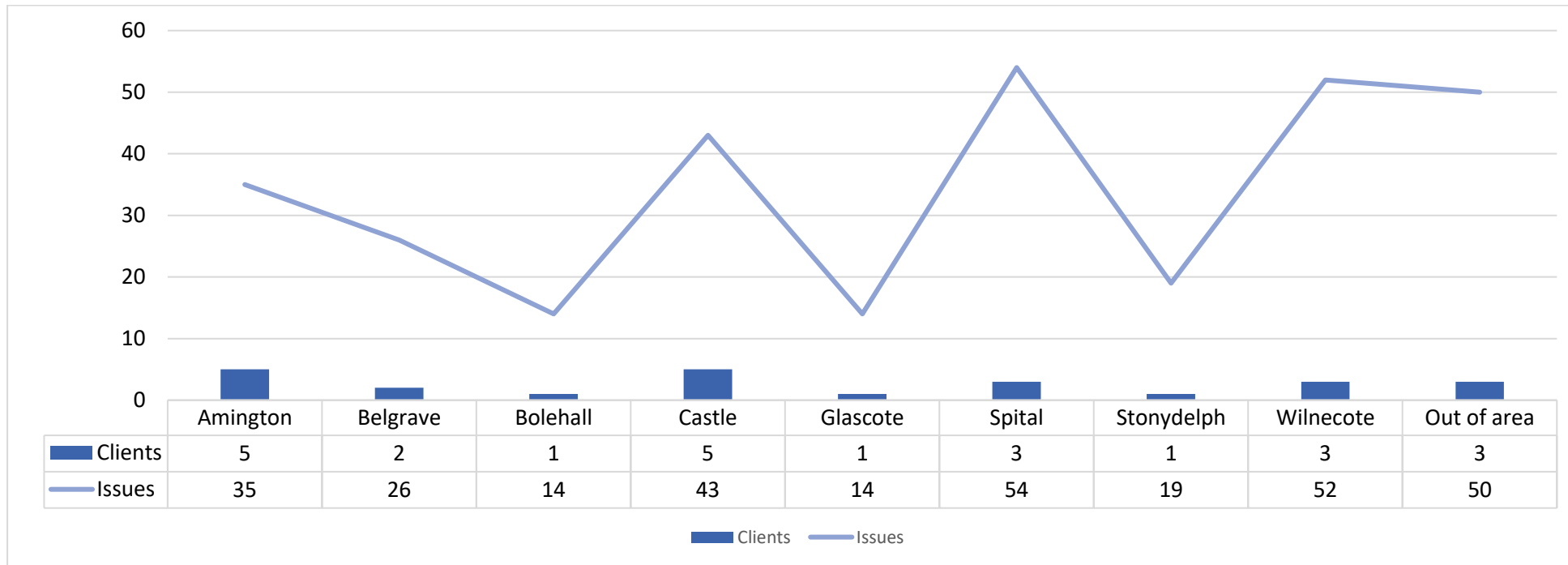
Total number of clients in the quarter = 24

Tamworth Homelessness Prevention Project - Breakdown of client demographics (Q1 2024/25)

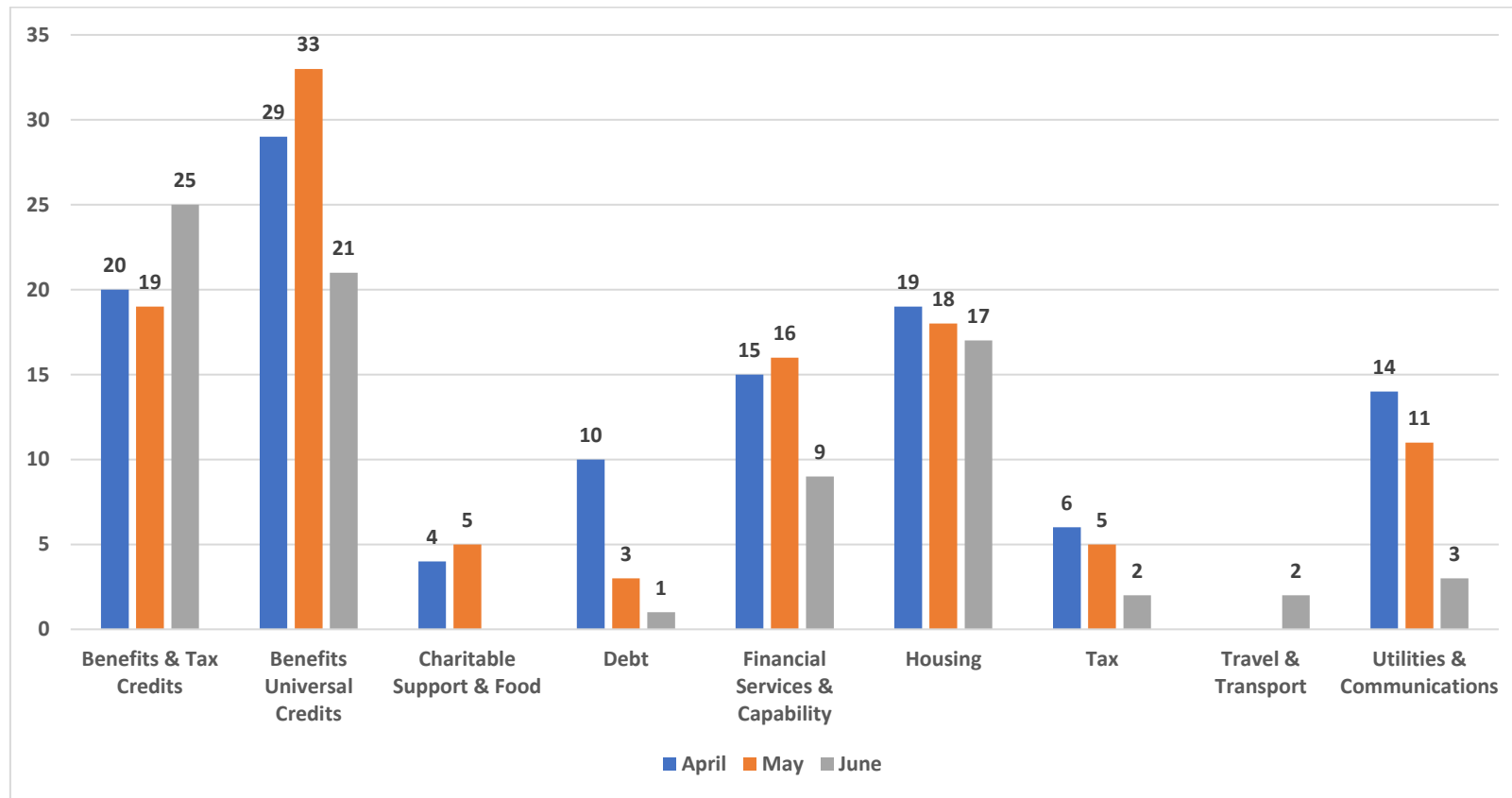




Tamworth Homelessness Prevention Project - Breakdown of clients and issues by Ward (Q1 2024/25)



Tamworth Homelessness Prevention Project - Breakdown of reported issues (Q1 2024/25)

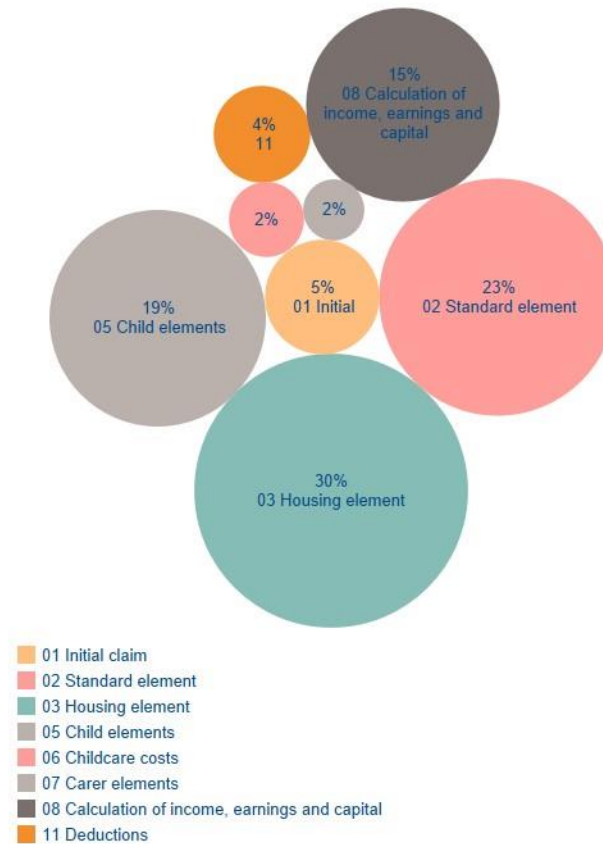


Tamworth Homelessness Prevention Project Report – Referrals Q1 2024/25

Referrals				
	Q2 2023	Q3 2023	Q4 2024	Q1 2024/25
Referrals	16	29	24	24
Appointments Made	16	21	22	24
DNA Appointment	1	2	0	4
No Contact Made Yet	0	1	1	0
Failed to Engage	1	2	1	4

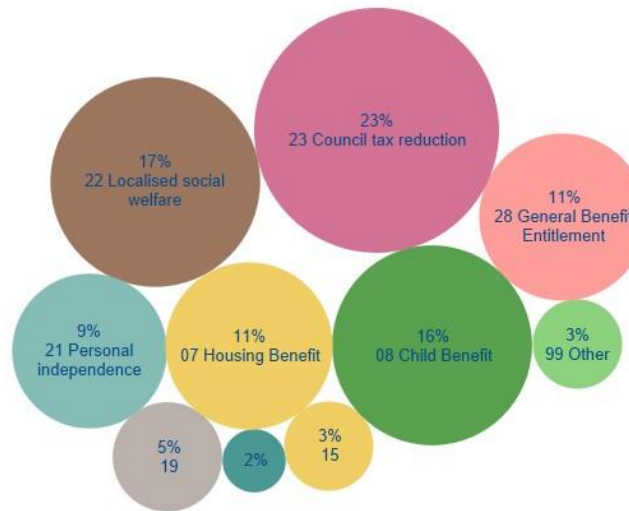
Tamworth Homelessness Prevention Project - breakdown of Benefits Universal Credit top issues (Q1 2024/25)

Benefits Universal Credit issues accounted for the majority of reported issues across the quarter (27%/83 issues). The percentage split of the issues surrounding Benefits Universal Credit are reported as follows:



Tamworth Homelessness Prevention Project - breakdown of Benefits & Tax Credits top issues (Q1 2024/25)

Benefits & Tax Credits issues accounted for the second highest reported issues across the quarter (21%/64 issues). The percentage split of the issues surrounding Benefits & Tax Credits are reported as follows:



- 07 Housing Benefit
- 08 Child Benefit
- 15 Disability Living Allowance
- 18 Carers Allowance
- 19 Employment Support Allowance
- 21 Personal independence payment
- 22 Localised social welfare
- 23 Council tax reduction
- 28 General Benefit Entitlement
- 99 Other benefits issues

Tamworth Homelessness Prevention Project – Number of Contacts by Channel (Q1 2024/25)

	Email	Telephone	In person	Letter	Grand Total
April 2024	71	13	3	1	88
May 2024	28	12	2		42
June 2024	11	13	1		25
Grand Total	110	38	6	1	155

Tamworth Homelessness Prevention Project – Client Outcomes (Q1 2024/25)

Income gain					
	Number of outcomes	Client count	Amount	Average per outcome	Average per client
Accepted on to housing register	6	5	£0	£0	£0
Access to, or provision of accommodation bid successful	3	2	£0	£0	£0
Benefit / tax credit gain - a new award or increase	7	6	£15,652	£2,236	£2,609
Benefit / tax credit gain - Money put back into payment	1	1	£1,873	£1,873	£1,873
Benefit / tax credit maintained	11	11	£0	£0	£0
Charitable payment	1	1	£65	£65	£65
Client familiarised with how UC works and what it means for them	10	10	£0	£0	£0
DRO - debt relief order	10	1	£14,790	£1,479	£14,790
Food provision / referral	11	8	£810	£74	£101
Fuel Voucher	2	2	£900	£450	£450
Homelessness averted (under a homelessness duty)	3	3	£0	£0	£0
Hygiene - Bank	5	5	£125	£25	£25
Improved health / capacity to manage	48	15	£702	£15	£47
Income Maximisation	1	1	£0	£0	£0
National Fuel Vouchers - Fuel Bank Foundation	1	1	£450	£450	£450
Other	1	1	£0	£0	£0
Other (non-financial)	4	4	£0	£0	£0
Temporary accomm secured (not Part 7)	1	1	£0	£0	£0
Grand Total	126	78	£35,367		

Quarterly Comparison	Q2	Q3	Q4	Q1	Grand Total
No. of outcomes	126	44	107	126	403
Client count	78	41	95	78	292
Amount	£51,048	£12,042	£61,876	£35,367	£160,333

Tamworth Homelessness Prevention Project – Debt (Q1 2024/25)

Type of Debt	April		May		June		Q1 Total		Previous Quarter	
	No	Amount	No	Amount	No	Amount	No	Amount	No	Amount
Catalogue / Mail order									1	£2,092.59
Council tax									1	£700
Credit Card	1	£1,900			1	£500	2	£2,400	4	
Friends/Family									1	£500
Mobile phone									1	£1,000
Overdraft			2	£1,600			2	£1,600		
Universal Credit budgeting advance					1	£400	1	£400		
Unsecured Loan / Bank Loan	3	£14,179.10	5	£6,000	1	£25,000	9	£45,179.10	3	
GRAND TOTAL	4	£16,079.10	7	£7,600	3	£25,900	14	49,579.10	11	£15,340.25

This page is intentionally left blank